




The Barbless Flyer

The mission of the Spokane Fly Fishers is to provide a family friendly organization for promoting the sport of fly fishing through education, application, and conservation



Fly Fishing, Floating and Fellowship To Start The Summer



Contents

Contents and Calendar	2	Member Spotlight	8
Prez Says	3	Mayflies	9
Outings Committee Update	5	Fly Pattern	12
Fly Fishing School – Amber Lake	6	SFFC Information	13
Kids Fishing Day	7	SFFC Business Supporters	14
Annual Awards Night	7		

June 2026

Sunday	Monday	Tuesday	Wednesday	Thursday	Friday	Saturday
	1	2	3	4	5	6
7	8	9 Board Meeting 6 pm	10	11	12 Long Lake Outing	13 Long Lake Outing
14 Long Lake Outing	15	16	17	18	19	20
21 Father's Day	22	23	24	25 Fly Fishing School River Outing	26 North Fork CDA River Outing	27 North Fork CDA River Outing Fly Fishing School River Outing
28 North Fork CDA River Outing	29	30				

Prez Says

Bill White

Welcome to the unofficial start of Summer, and more importantly, prime fishing season. This past year under Al Odenthal's unwavering leadership as President, leaves me with the daunting task of following in his mighty wake. That said, I just bought a wakeboard and am raring to go. This is the first of at least two additional Barbless editions to be published this Summer, with the goal of keeping you informed and engaged.

Let's bring Spokane Fly Fishers back to its glory days and beyond. Seasoned members, it's time to throw your hat into the ring. You merely need to help with one thing, one time, and it will make a difference. If we each participate in just one event or project, the work will be a snap, for many hands make quick work. New members, don't be shy. You don't need to be an old timer to contribute; everyone had a first time. Test the water, the fishing aka participation is great.

Thank you to the outgoing Board Members and Committee members who make this Club run.

2027 will mark the Club's 50th Anniversary!

Projects: There are several projects we are undertaking this year and need volunteers to lend their skills to the efforts. A few of those projects include:

- Purchasing SFF logo apparel – shirts, hats, decals, etc.
- Round Table Meeting – Need presenters for fishing venues we didn't highlight at previous roundtables. Chip O'Brien has volunteered to host the Kelly Creek presentation. We need just two more subject matter experts to present. Some other rivers could include Fish River, Lochsa River, Kootenai River, Methow River, but those are only suggestions.
- Fundraiser Auction & Raffle Coordinator(s) – Uncle Salmonid Needs You! Not going to lie, it's a lot of work, but you get an even greater sense of accomplishment when you see how much fun members have and the financial benefit it provides to the Club. You will have Cassandra and Keith to give you Grade A guidance, as they set the standard last year.
- International Fly Fishers (IFF) Liaison – Low Effort, High Prestige. It's yours for the taking. You may never be Claude Kistler, but you'll be able to say you walked in his footsteps.
- Membership Committee – Adding a "New Members Coordinator" to work with the incomparable Brad Collins identifying our new members and keeping them in the loop with the Club. (Perhaps a "New Members" section in the Barbless?)
- SFF 50th Anniversary Celebration Committee – We need to put this committee together. We need input from longstanding members.

The Board is ready to help everyone who steps up to work the above projects.

Annual Awards: The Award Night, End of Year, and Season Kick-Off Soiree at Jack & Dan's Tavern was phenomenal. Everyone was in great spirits, and the award winners were gracious and deserving. Fly Fisher of the Year – Mike Sportelli; Movers & Shakers – Cassandra Collings and Keith Kuchner; Conservation Award – Jim Athearn; Founders Award – Brian Soth; and Lambert Award – Bill White.



L/R: Craig Adams (for Jim Athearn), Keith Kuchner, Cassandra Collings, Chip O'Brien (for Mike Sportelli), Brian Soth, and Bill White.



Board of Directors: The BOD is now constituted as follows:

President – Bill White; Vice President – TBA; Secretary – Keith Kuchner; Treasurer – Mike Williams; Sergeant-at-Arms – Bill Millspaugh; Members At-Large – Cassandra Collings, Scott Loughheed and Vince Kurpan; Past President – Al Odenthal.


The BOD is excited to get going; hence, this out-of-cycle Barbless, and we will be meeting on June 9th to set the agenda for the coming 2026-2027 year. **Remember, we are here to serve you, the Club Members. If you have ideas to enhance the Club, please do let any one of us know.** We have a great deal of talent in this Club that goes untapped ... let's tap into it.

Annual Dues: 2026-27 annual dues are due on June 1st. Spokane Fly Fishers may be the best deal in all the land! \$30/individual and \$35/family, a bargain at twice the price.

Outings: Visit the website to find your next group outing this summer. Sign up and go fishing with your fellow Club members. It's a hoot.

Spokane Showdown 2026: Chapter II is coming this October, and we need to defend our inaugural victory by Chip O'Brien and Mike Sportelli. The trophy and bragging rights belong with our Club. Start lining up your two-person team now. The "friendly competition" against Inland Empire Fly Fishing Club will be on a local lake. Boom, I smell victory!

I can be reached at wfwtfjeff@icloud.com. Complaints accepted, Compliments welcomed, Constructive suggestions encouraged. - Bill



Outings Committee Updates

Mike Sportelli

I hope you have been finding the time to get out there! The weather has been cooperative, and as a Club, we have seen some great days out on the water.

The fly school hit Amber Lake on May 9th and there was a good turnout of students and volunteers. Bill Wagstaff did a wonderful job as usual. We took a bankside water sample and gave a quick on-the-water entomology review and then we got the students out on the water to try several traditional still water techniques. Indicator fishing worked well, slowly retrieving sinking lines was demonstrated and even some success was had using the dangling technique!



On Sunday May 17th, the club took a trip North of Usk to the annual Brown's Lake Outing. Wow! What a great venue! If you have not been to Brown's Lake it is highly recommended that you do, a peaceful spot with lots of available camping, restrooms, and a terrific lake. We started off discussing tactics over coffee and pastries brought by our gracious host, Bill White! Although not red hot like in some years, most members found some fish and the weather cooperated for a sun soaked morning with nothing more than a slight breeze. Approx 10 members made it out for this event. Those that stuck around and fished after lunch saw different conditions with a mix of clouds and rain, but it was worth it as more fish were found in the afternoon.

By the time this edition of the Barbless is posted the club will have hit Jump Off Joe Lake on May 30th. So far, 9 members have signed up. We were hoping to go back to Bayley Lake this year, but the fishing reports were not good at all, so we changed up the venue. We will share results in the July issue.

There are 2 outings coming up in June (weekends): Long Lake on 12th and the NF CDA on June 28th. Both of these are overnight outings and are fantastic annual events. 7 sign-ups so far for Long Lake and 15 for the NF CDA. Both of these overnight venues offer a shared meal, details for each event will be shared via the host for those signed up.

I hope you are getting out there this Spring, I know I am trying to sneak out as much as possible. If you attend any outings...well, you will be seeing me out on the water with you. Hope to see y'all out there soon!



Fly Fishing School at Amber Lake!


Bill Wagstaff

The Fly Fishing School took to the still waters of Amber Lake on Saturday, May 9th, for a day packed with learning & fish stories in the making. Students had the opportunity to sharpen their still water skills with some of the Clubs' skilled mentors.

A huge thank you goes out to Mike Sportelli, Richard Shoenfelder, and Chris Rose for generously sharing their knowledge, techniques, and on-the-water strategies with the group. From presentation tips to reading the water, the instructors helped students build confidence and improve their fly fishing game.



And the hot technique of the day?

 Dangling in deep water seemed to be the winning ticket!

The learning doesn't stop there. The Fly Fishing School will head to moving water later this summer with an outing planned on the Spokane River.


The Spokane Fly Fishers Club would like to sincerely thank everyone involved with the Fly Fishing School for their hard work, dedication, and commitment to helping students learn and enjoy the outstanding sport of fly fishing. Your passion for teaching helps keep the tradition alive for the next generation of anglers.



Kids Fishing Day

Cassandra Collings

For more than a decade, Craig Adams has proudly represented Spokane Fly Fishers while volunteering at the Kids Fishing Day, hosted by the Inland Northwest Wildlife Council and WDFW. Since joining Spokane Fly Fishers in 2014, Craig has made this event a yearly tradition and says it's still his favorite fishing day of the year.

 This year's event featured approximately 7,000 fish, custom-built rods available for purchase, and two on-site fish cleaning stations for families to use or donate their catch.

Craig's enthusiasm for fishing and dedication to volunteering continue to make him a wonderful ambassador for Spokane Fly Fishers and a familiar face at one of the community's favorite youth outdoor events.



Annual Awards Night

Cassandra Collings



A huge THANK YOU to all the wonderful folks who joined us Wednesday night for our annual awards soiree! There's just something special about gathering with a room full of people who understand the joy of tangled fly lines, fish stories that grow slightly larger every year, and the importance of good company.

It was a fantastic evening celebrating some very deserving award recipients, sharing laughs, and enjoying the camaraderie that makes this club such a great community.

And can we talk about Fly Fishing Bingo? Absolute chaos in the best possible way. It was a hoot, a holler, and quite possibly the cat's meow. Safe to say we may have accidentally started a new club tradition.

We're also excited to welcome new board members and all the fresh opportunities ahead for the club. We are still looking to fill a Vice President and Committee Chair roles, so if you've been looking for a way to contribute, help shape the future of the club, and occasionally herd fly fishers, we'd love to have you step up.

Thank you again to everyone who attended and helped make the evening such a success.



Membership Spotlight

Cassandra Collings

Today we're wishing a heartfelt farewell to longtime Spokane Fly Fishers member Jeff Voigt as he and his wife, Paula, head off to California for their next big adventure.

Jeff's fishing story began at just four years old in a family full of anglers. His grandfather and father both fly fishermen. By age seven, he was already tying flies after watching his mother at the vise. That passion never slowed down.

Since moving to Spokane in 1983, Jeff has worn many hats within Spokane Fly Fishers serving on the Board in multiple roles, running the Fly Fishing School for several years, mentoring fellow anglers and earning Fly Fisherman of the Year honors in 2001.



Jeff has fished all across the western United States, made trips to Mexico, chased carp through Phoenix canals, and spent the last 12 years heading north to Alaska for silver salmon. As he put it best: "If a mud puddle had fish in it, I'd fish it." Next up for Jeff? A bucket-list trip to Argentina to chase golden dorado.

His favorite way to fish? "From a pontoon boat."

The best times to fish? "When it's raining and when it's not."

One of our favorite discoveries during our conversation with Jeff: he and Paula are avid ballroom dancers! And in true Jeff fashion, he said Paula is "the best catch of my life - and she never got off the hook."

You'll always have a place here, and we hope to welcome you back someday as a guest speaker. From all of us at Spokane Fly Fishers, thank you, Jeff. We wish you and Paula nothing but tight lines, new adventures, and great happiness in this next chapter of life.

Mayflies

Ken Moore

Every fishery is different, but this month I'll discuss the two major hatches you are likely to encounter on most rivers, streams, and spring creeks as you venture out this summer: **Blue-Winged Olives, and Pale Morning Duns**. Next month, we will discuss Tricos and a second fly chosen during the streamside entomology class at the North Fork of the Coeur d' Alene outing (July 27th). Armed with imitations and knowledge of these big two, you will be way ahead of the game.

Blue Winged Olives

Blue-Winged Olives (Baetis) are the first mayflies to hatch on most of our rivers here in the Northwest and throughout the country. Baetis live in most cold-water streams where they hatch just about every day of the year. Baetis love dreary, cold days, and I have fished over this hatch under the worst of conditions - when a cold drizzle has soaked me to the bones or when snow shared the sky with fluttering duns.



Generally speaking, prime Baetis time is from February through April and then again in the fall. Some streams have longer hatches, and on some spring creeks that I know of, Baetis can hatch almost any day of the year. The heaviest activity usually occurs when water temperatures reach the high 40's and into the low 50's. At this time, nymphs emerge from 11:00 am to 3:00 pm during the Spring and from 10:00 am to 1:00 pm during the Fall. The exact time can fluctuate, depending on the stream's geographical location and altitude, but if you plan on fishing the hatch during the warmest part of the day, you'll be off to a good start. Before Blue-Winged Olive nymphs hatch, the wing pads on the nymph's thorax darken, so it often makes sense to turn over rocks or seine the stream to inspect sample nymphs, focusing on areas with aquatic weeds or riffles where the nymphs like to live.



In certain situations, a hackled pattern (traditional or thorax tie) is more effective than a low-riding parachute. The hackled pattern allows the flies to skate higher on the water's surface. And yes, Blue-Winged Olives do hatch on windy days. If a dead-drift presentation is not working, walk or wade into position upstream of the rising trout and try skating your pattern across the surface just above the trout to imitate a dun being blown across the water's surface. If casting upstream, twitch the pattern as it reaches the feeding trout. You'll need patience and practice to master this technique but make sure you start with a long leader and a well-dressed hackled pattern.

Pale Morning Duns

Pale Morning Duns, or PMD's (*Ephemerella infrequens* and *E. inermis*). They are probably one of the most anticipated mayfly hatches of the entire season. Note in the Eastern US, PMDs are called Sulphurs.

PMDs are widely dispersed through the Midwest to California and are an important hatch on most streams they inhabit. They thrive in weed-choked streams and tailwaters but can be found throughout the Rocky Mountains. Once underway, PMD hatches can last for several months, along with many other types of hatching insects. The exact start of PMD hatches can be hard to predict because the mayfly inhabits many different streams and is so widely dispersed.

Stream conditions such as water type, runoff, and temperature affect the timing of the hatch. In general, Pale Morning Duns can be on the water as early as May and then last into October. Cool spring runoff usually delays the hatch. The hatches tend to occur from midmorning to early afternoon. On the Henry's Fork, Pale Morning Duns (*E. inermis*) emerge midmorning, and there are spinner falls both at dusk and in the morning from mid-morning in June through early July.

PMD nymphs can be fished dead-drift and as close to the bottom as possible. They are most effective before and during a hatch, but #14-16 brownish red nymphs can be bottom-bounced year-round. PMD nymphs migrate to slower waters before they hatch, and during the hatch, they make several attempts to emerge as duns.

As more PMD nymphs hatch, a fair number drift just below the surface. Trout that you observe surface-feeding without taking the duns or not fully breaking the surface are most likely feeding on emerging nymphs. If you do not see bubbles on the surface of the water after a fish has risen, then chances are it has actually taken a fly from under the surface. To effectively imitate emerging nymphs, try fishing floating nymph patterns or dead-drifting emerging nymph imitations. At this point, I like to fish CDC emergers dead-drifting on the surface film.

Floating nymphs fished in the same way can also be effective, especially if you twitch them softly to mimic the struggling insect while it drifts in the surface film. When strong winds, riffled water, and cool weather prevent duns from hatching, crippled, or stillborn imitations fit the bill.

PMDs that successfully escape their nymphal shucks spend a long time in the drift, especially on cool days. PMD duns (#16-18) are yellow with a distinct olive cast and pale gray wings with a hint of pale yellow on the leading edge. I like to fish Comparaduns and Parachutes that match the color and size of the naturals if I notice trout breaking the surface to take drifting duns. Sometimes, PMD duns try to escape the water's surface quickly during warm weather. In that case, wise trout may be looking for a pattern that rides higher on the water. Hackled imitations may work better because less of the fly's profile is on the water, and the suggestion of movement becomes more important.

PMDs fall to the water as spent spinners. Duns molt into spinners and then gather above the riffles to mate. Females drop their egg sacs into the water, and then both male and female fall spent to the water's surface.




The weather decides when all this takes place. Typically, spinners hover above the water later in the evening into dusk, but hot weather may delay spinner fall until the next morning.

Renee Harrop, in his excellent Fly Fisherman article *Pondering PMDs*, stated, "If there is a time when fishing PMDs can be simplified, it is during a spinner fall. This is not to imply that it will be easy, but certainly there are fewer variables to contend with when trout lock into the spent-wing phase."

Though PMD spinner falls vary in color from region to region, spinner patterns in olive-yellow or rusty brown fished with a drag-free presentation fool most trout. Flush-floating patterns become hard to see during low light, and it may make sense to fish your spinner behind an easy-to-see dry fly or fish a parachute pattern with a highly visible wing post.

Don't let anyone talk you out of that last cast. Those last 17 casts could be the best 43 casts of your life.



Fly Pattern

Chet Allison

Partridge and Orange Soft Hackle by Trident Fly Fishing

Hook: Tiemco 300BL, TMC 2488, TMC 2487 12-16

Thread: UNI Thread – Orange

Body: Orange tying thread

Thorax: Orange dubbing

Hackle: Partridge

Watch the YouTube video first it will help a lot

[Partridge and Orange Soft Hackle](#)



1. Place the hook in the vise and start your tying thread about an eye length back from the hook eye.
2. Wrap the Orange thread down just past the bend of the hook all in touching wraps NO SPACES. Make forward touching wraps to the tie in point.
3. Apply a little orange dubbing to the thread and wrap a small bump just behind the tie in point. Maybe 3 touching wraps back then just build up on top of this dubbing do not go back any farther.
4. Select a Partridge feather, clean of the stem then get hold of the tip and preen back the hackle fibers. Trim the tip off just a little and tie it on in front the orange dubbing. Hold the hackle stem up in the air and fold the fibers back. Keep pulling them back as you wrap the hackle around the hook shank. You will only get 2 or 3 wraps.
5. Run the thread behind the hackle stem taking 2 or 3 wraps and trim off the extra stem. Continue making your whip finish. Now you are ready to go fishing!

SFFC Information

Board of Directors

President:	Bill White
Vice President:	Vacant
Treasurer:	Mike Williams
Secretary:	Keith Kuchner
Sgt. at Arms:	Bill Millspaugh
Director at Large:	Vince Kurpan
Director at Large:	Scott Loughheed
Director at Large:	Cassandra Collings
Past President:	Al Odenthal

Committee Chairs

Programs:	Vacant
Conservation:	Vacant
Outings:	Mike Sportelli
Budget:	Vacant
Membership:	Brad Collins
Publication:	Keith Kuchner
Education:	Chris Bryant
Fly-Fishing School:	Bill Wagstaff
Beginning Fly-Tying:	Vacant
Intermediate Fly-Tying:	Brad Collins
Project Healing Waters:	Craig Adams
FFI Liaison:	Vacant
Librarian:	Larry Ray
A/V Coordinator:	David Marshall

Feedback and Contributions to the Barbless Flyer:

For feedback or suggested contributions to the Barbless, please contact the Editor at keithkuchner@outlook.com. New articles, photos, and content are always welcome.

Update of Membership Profiles:

Log into the SFFC website spokaneflyfishers.com. After login, the profile form will be visible, and relevant membership information can be updated.

Contact Information:


Spokane Fly Fishers Club (SFFC), PO Box 4141, Spokane, WA 99220
membership@spokaneflyfishers.com




Website



Facebook



SFFC Business Supporters



Business Memberships are available for an annual fee or payment in kind. Members and Non-Members interested in advertising, please direct questions to the SFFC website or to a member of the Board of Directors.