



The Barbless Flyer

Our mission is to provide a family friendly organization for promoting the sport of fly fishing through education, application and conservation.



COME TO THE SFF ANNUAL AWARDS PICNIC

MAY 14TH - 11:00 AM

Host: Chet Allison

Come out to the Fairchild AFB Recreation Area at Clear Lake for our year-end potluck picnic and annual awards presentation. Food, friends, and fun promise to be the theme for this year's event. We have reserved a covered pavilion next to the water's edge just in case it rains. There will be **games** for all, even a **long distance casting competition** for those who are up to the challenge.

Cost is **\$5.00** per family (or single person) and payable the day of the picnic. Our club is providing burgers, brats, hot dogs and soft drinks. Feel free to bring other beverages of your choice. Please bring a potluck side dish, salad or dessert according to the following plan:

Last Name begins with: A - G: bring Salads | H - O: bring Desserts | P - Z: bring a Side Dish

This is a family friendly event so bring your spouse and the kids and enjoy

There will be a signup sheet at the April meeting. You can also sign up on the website at <http://spokaneflyfishers.com> in the Events section.

Directions: East or West bound on I-90, take Exit 264 (Cheney/ Medical Lakes Exit) and go north. Turn Right (100feet) onto Clear Lake Road on the North side of I-90. The US Air Force Clear Lake Recreation Area is clearly marked at the corner of Clear Lake and Salnave Rd. The Recreation Area is then just a short distance down Clear Lake Road on the left. Drive past the open sliding access gate down to the parking lot

All members are encouraged to attend the picnic.

If you have any questions, contact Chet Allison at (509) 362-5320

Index to Articles

Prez Sez	2
We really need you to volunteer for Membership Committee Leader	3
The SFF Event of the Year! 3rd North Fork of the Coeur d' Alene River Fly Fishing, Education, and Adventure Outing	4
FLY FISHING SCHOOL May Barbless Update.....	6
Education.....	6
Membership News	7
How To Sign Up for Outings.....	8
2022 Outings Schedule.....	8
Outing Ratings and Descriptions , 2022	9
Clear Lake Outing	10
Long Lake Ferry County Outing, near Republic	11
SFF Fishing and Streamside Education Outing.....	13
St. Joe River Outing.....	14
.....	15
Clark Fork River Outing.....	16
Kootenai River (Float & Wade Fishing)	17
Larry Ray's Book of the Month	18
The Club Needs You to Volunteer!	21
Beginner Fly of the Month	21
.....	23
How To Find and Email Fellow Club Members on the Club Website	23
New Members Note: Get Going on the SFF Blog/Forum!.....	24
The New SFF Web Pages and YOU! ^[1] _[SEP]	26
SFF Business Members.....	28
SFF Information	29

© Copyright 2022, All Rights Reserved, Spokane Fly Fishers Club LLC

Prez Sez

by Chet Allison



As we approach the end of another club meeting season I look back at some of the things we have done as a club. Covid kept the club at a standstill but we did have some good very good Zoom meetings. The Beginner Fly Tying Class was small but successful. The Intermediate Fly Tying Class and the Fly Fishing School were successful. All of these successful classes were smaller than in years past but the SFF Club made a go of what there was with those willing to participate in the classes. Covid did not help at all.

(Continued on next page)

As President of the Spokane Fly Fishers I would like to thank all of you that attended the Zoom meetings. Thank you to all that helped with the excess fly tying materials sale that was held in February, and the many hours of your time donated to the classes put on by the Spokane Fly Fishers. Your efforts and time has made a good year out of a Covid crippled year, that without your help may have led to complete shutdown of our club. Your time and efforts are greatly appreciated.

With the April meeting being an in person meeting, I am in hopes that the past 2 years are a “thing of the past”. It is good to be able to talk to our friends and fishing buddies face to face again. I hope we have some good fishing stories to share and maybe a few lies, just little ones. I’m sure that the friendships we had built in the past need some revitalization time.

Over the last month there have been several committee and board meetings trying to revitalize the various committees. I have sent out emails to those that said they were interested in the committees of their choice with the hopes that the ideas discussed at these meetings are put into play for the good of the SFF club. I think this is a good time to get the SFF back on track to the club to what it was, way back 2 years ago.

After some emailing and calling the Education Committee is alive and well. Claude Kistler has taken the lead Chair with Brad Collins as the only helper thus far. I fully expect some of the other members that said they wanted to take part in the Education Committee to step up and assist Claude and Brad in this updated Education Committee. I know Claude quite well and know he and those helping him will have a great group of classes and programs for the SFF members to participate in.

I have no idea what lakes and rivers you will be fishing this summer but I am wishing all of you fly casters fun and success. Catch big fish, catch little fish but enjoy every minute stream side or on the water. Life is short but you can make your trips fun and exciting. After the picnic, I will see you in September at our in person meetings. I hope to have some stories of my own.

Let’s look forward to the picnic, May 14th at Clear Lake Military Resort.

Enjoy your summer, Chet Allison

[We really need you to volunteer for Membership Committee Leader](#)

We need someone to lead the Membership Committee, helping to count and report on our membership, to help sell some of the SFF Bling that we provide to member at the meetings (hats, shirts, logos, stickers, etc.), and to help to orient the new members to our club to our various features (handouts, etc.). Comfort with computers and the internet desired, nothing difficult, just like an app on your phone. We will provide training.

The leader of this committee should recruit 2 or 3 members to join the committee and assist with the duties and fill in during necessary absences. Time required? Likely 1-2 hours per month, worst case.

Note: I am covering 3 open jobs right now, including the Membership leader position, and I can’t continue that workload any longer. I need your help to pick this one up soon. Please step up and help your club! (Doug Keene).

The SFF Event of the Year!

3rd North Fork of the Coeur d' Alene River Fly Fishing, Education, and Adventure Outing



JUNE 24, 25, 26, 2022

The Spokane Fly Fishers welcome our members to join in a fine fly fishing adventure on the North Fork of the Coeur d' Alene River. Travel about an hour from the Idaho state line on I-90 and you will end up at the Babin - Allen Camp Complex. Instructions and directions will be provided with your registration.



The SFF has now made the decision to provide two alternatives for the outing. The primary outing is the “full boat” deal including an education offering. The second is the education program only (see below). For the “full boat” deal Club members will have opportunities to fish on the North Fork of the Coeur d' Alene River, to learn more about stream fishing, to make new friends, rekindle old ones, and more. There may be side trips re: hiking to Settler's

Cedar Grove or a trip to Murray, ID for non-fishers. Saturday night we will enjoy a delicious meal cooked in a wood heated pit and/or barbeque. Members provide additional food to supplement the cooked meats. Info on these will be shared about 1 week prior to the outing. Bring your own plates, cups, and flatware, etc. **A group of professional musicians will provide music after the meal ranging from pop hits to bluegrass to folk music around the campfire with colorful flames leaping towards the sky from the fire pit.** Bring an instrument to join with the band.

All this fun, education, food, campsite, camaraderie, and friendship costs **\$25 per person** (covering the cost of porta-potties and meat). You will never beat the deal offered here. The site for this event is actually private residences, belonging to SFF members Gale Allen and Ken Babin. These sites are located on either side of the Coeur d' Alene River Road. Neither property is organized for camping other than the provision of space to camp and Porta-Potties.

The water at the Babin property is not potable so bring your own water. Water is potable at the Allen property but must be transported by you to the Babin property where social activities will be located. There are no showers available at either residence. There is no toilet dump on either property.

This is a basic camping adventure where you need to provide your own; food (except as noted), water for drinking, shelter for sleeping (there is room for tents, truck campers and small pop-up trailers). Space for larger fifth wheel and trailer units is limited. Shelter from sun and rain is suggested as the weather can be varied and bright sun, rain or showers can occur. Folding chairs are handy as well. If you need further details on camping, visit with some of the more experienced folks.

Education Programs

The club is offering two educational programs for new and experienced attendees and you may choose to sign-up exclusively for one or both of the education programs.

(Continued on next page)

Note for Fly School Graduates

As an additional incentive for those attendees who are recent Fly School beginner graduates and/or those who have never fished North Idaho Rivers, you will be able to fish the river without having to purchase an Idaho fishing license for your time on the river during the outing. You will fish under the umbrella of an "Educational Fishing Permit" issued by the State of Idaho. Claude will have copies of the permit for you to have in your possession. You can fish as long as 1) our initial instruction is performed by a licensed lead instructor and/or 2) you are fishing with a mentor who is licensed in the State of Idaho.



There will be two separate programs which are both planned to be held on Saturday.

Entomology

- Identify live insects and other in-stream trout food using simple names that will help you choose the right fly. This will be done on the water with seines and is good for kids and non-anglers too.
 - Discuss the life cycle of each insect and which flies are used to imitate various stages of each insect's life
 - Demonstrate fishing techniques specific to each insect and life stage

On-The-Water Fishing

- How to approach a new river
- Likely holding and feeding water based on current stream conditions
- Choosing the fly and technique to try first
- Judging when it's time to change locations or techniques
- Recognizing changing conditions
- Hooking, playing, landing trout
- Proper fish handling and releasing techniques
- How to get a photo of your fish without harming the fish
- Reviving a fish if it is needed
- Etiquette on a trout stream

The North Fork of the Coeur d'Alene River varies in width, depth, and current flows. Come prepared to walk to reach the fishing. Some of the walking may be on the forest floor and the rest will be in the stream. Rocks are slippery and may move causing difficult walking conditions. While we will strive to locate sites for fishing that are hopefully easy to reach, Mother Nature often creates situations beyond our control. Come prepared with proper wading boots and wading staffs. Please bring appropriate flies, rods, reels and fly lines for small to mid-sized stream fishing. Sunglasses to protect eyes from sun and errant flies suggested. Raingear and clothing that can be added or removed in layers to allow fine-tuning of your body's temperature is well-advised. A hat will keep your head protected as well. Past issues of the Barbless that discuss trips to the Coeur d'Alene River have plentiful information on appropriate flies.



You must register for this event prior to **May 31** to enable us to rent enough porta-potties and purchase meat to cover those in attendance. Registration is available on the SFF website, or you may sign-up at a general meeting to obtain a form. No late registration will be accepted. Please contact Claude Kistler at 747-2268 for any questions concerning registration.

FLY FISHING SCHOOL **May Barbless Update**

By: Claude Kistler and Paul Olsen

After a one month COVID delay, the fly fishing school wrapped up in mid -April. 32 registrants participated in classes ranging from equipment, knot tying, entomology, fishing still and moving water and concluded with a final class of field instruction, casting on the water and a pizza picnic at Waterfront Park Medical Lake, WA. We're hopeful that class members will continue to be engaged in the Spokane Fly Fishers and participate in club meetings, outings and activities. We had a great class of students, but even more impressive was the number of volunteers who provided mentorship and instruction at our knot tying class, our three casting classes and the final class at Medical Lake.

Thanks everyone for making this a very successful class.

Education

By Ken Moore

Unlike other fishing styles where we attempt to avoid line drag, we employ line drag with the wet fly swing to enhance fly action and quickly cover water. The water or current force on the belly of your fly line causes the fly to dart across the water, mimicking the action of many forms of food, including baitfish, terrestrials, and even aquatic insects. As the fly passes through the current, the trout gets a good look at the side of the fly, hopefully eliciting a strike.

By controlling the belly of your fly line, you can regulate the speed and angle of the fly as it swings across the current. The more line belly, the faster the current will drag the fly. The pressure on the line also assists in setting the hook when a trout takes you fly. The wet fly swing works in all types of water and current speeds but is most effective at depths of 6 feet or less.

This technique works in all stream structures- riffles, runs, and pools. Be patient and allow your streamer or fly to sink to the depth you believe the fish are holding when you do cast. If you are throwing a terrestrial, you will see your bug on top of the water; if the fly sinks- continue to fish the swing-out. An example would be throwing grasshoppers, and your hopper sinks do not immediately pull the hopper out of the water. In nature, all bugs sink, and the fish will eat them as readily, if not more underwater, than on top of the water.

How to Wet Fly Swing:

1. Make a short cast across the current to work lies that are out and downstream from you. The angle of your fly casting depends on the speed of the current. In swift water, cast your fly line slightly downstream to minimize the belly and keep the line from being pulled quickly downstream. In slower current, cast your fly line slightly upstream so more (fly) line belly will form, speeding up the fly's swing.
2. Mend your line to control the speed of your fly. If your fly is swinging too quickly, throw a upstream mend to reduce the belly and slow your fly. Suppose the fly swings too slowly; mend your line downstream to increase the belly of the fly line to accelerate the swing of the fly.
3. Let the fly swing until it hangs in the current below you and begins to rise. A high percentage of your strikes will occur as your fly rises through the water column at the terminus of your swing.
4. Lengthen each cast by 1-3 feet until you've thoroughly covered all the water that you can reach from your casting position. Then take a step or two downstream and repeat the process.

You can use this technique all year long, and it is a good one to add to your arsenal for catching fish.

Good Fishing.

Membership News

Membership News – May ‘22

Looking at the data below, you will see that we have once again continued to increase our membership as the pandemic drags on. had 3 new regular members this month.

These are the statistics as of 4/17/22

Current Paying members	133
Accounts on Lifetime Billing	30
Accounts on free membership	61
Accounts Past Due	0
All Members as of 3/13/22	225

New Members this Month 6

New Members this month:

Robert Williams	Family Membership
Thatcher Beaty	Individual Membership
Susanna Jorgenson	Individual Membership
James Presley	Individual Membership
Jeff Reed	Family Membership
Todd Gasperin	Individual Membership



We



We hope that all of you will try to welcome these folks at the next club meeting and offer to assist them as necessary as they get used to our great organization. Hope you new members join us at the next Member meeting.

Departing Members this month

Chris Wren
Mark Richard

Both of these folks have moved out of the area.

How To Sign Up for Outings

It's All New!

In past years Outing signups were done at our in-person club meetings. **Those days are over.** Now we sign up for outings online at our club website. That is where you signup, and if there is a fee, you also pay there.

Just go to <https://spokaneflyfishers.com>

Sign in with your password (if you forgot it you can create a new password right there).

Go to the “**Events**” section and scroll down to the “**Upcoming “Events”**” section.



Select the Outing that you are interested in and click on the picture to see the details. Scroll down to the **sign in area**, answer any questions, and click on “**Register**”. You are now done! You will receive an email receipt and ticket to attend the outing. Some outings, like the NF CDA outing, require even non-member family to buy a ticket also, other than small children.

If any questions, or if you cannot use the web page for sign in, contact the Host who is listed on the website or listed in the Barbless Flyer.

Check out all the outings

2022 Outings Schedule

Outings Coordinator: outings@spokaneflyfishers.com

Date	Location	Host	Rating/Comments
April 3	Rocky Ford Creek	Shiraz Vira	1 – Usually Cold and windy
May 7	Kids Fishing Day (Clear Lake)	Craig Adams	WDFW Event
May 14 (AM)	Clear Lake	Host Needed	1 – can be cold/windy
May 14 (PM)	SFF Club Picnic (Clear Lake)	Chet Allison	SFFC Event
June 10-12	Long Lake (Ferry County)	Larry Ray	1 – Float lake waters
June 24-26	North Fork, CDA, ID (Educational)	G. Allan, K. Babin	2 - Wading
July 22-24	St. Joe River, ID	A & K Moore	1,3 – Depending on location
Aug 5-7	Clark Fork River, MT	A & K Moore	2 – Float: Abutments; small rapids
Sept 9-11	Kootenai, MT	Dan Wight	2,3 Float: Rapids

Due to weather, runoff and conditions, dates or locations may be changed and members will be notified.

To meet the requirements of the clubs insurance policy, the Board has determined that Outings that do not have a Host by the meeting preceding the Outing will be **cancelled**. This means that by the close of the May meeting, all June, July, August and September Outings must have a host appearing on the Outings signup sheet(s) and the information posted on the club’s website

Outing Ratings and Descriptions , 2022

This list is published infrequently. Save for future reference.

Level Water Conditions & Watercraft Skill Level Descriptions

Skill Level: Rookie to expert. First time pontoon/drift boat owners should start here.

Float Tubes okay here only.

Water Lake or River: Still water. Easy access.

Skill Level: Level 1 accomplished.

Water: Stillwater. Limited access River. Comfortable current, small rapids, easy wading.

First river outing with experienced club member.

Skill Level: Level 2 accomplished and mastered.

Water: Still Water: Difficult access.

River: Float, faster water, obstacles, rapids, sweepers.

Wade: Difficult access, fast, slick rocks.

Good boat handling skills. Can read water and react.

Skill Level: Level 3 accomplished and mastered

Water River: Faster water, changing conditions, heavy rapids, obstacles, braids.

Strong hydraulics, sweepers.

Wade: Very difficult access, very fast, slick rocks

Excellent boat handling skills. Can read river quickly and respond.

Expert boat handler with a lot of experience in complex hydraulic situations.

Must be able to read and react immediately and correctly.

Water: River: Complex water, changing hydraulics and river path. Complex rapids, falls, scouting recommended.

Important Notice

Each time a member enters a new skill level for the first time it is recommended they consult with the Host and/or make arrangements to go with an experienced member skilled at that level.

Clear Lake Outing



Dates: May 14, 2022

Start: 8:00 AM (Fishing)

Outings Host: Robin Gavelin

Directions: East or West bound on I-90, take Exit 264 (Cheney/ Medical Lakes Exit) and go north. Turn Right (100feet) onto Clear Lake Road on the North side of I-90. The US Air Force Clear Lake Recreation Area is clearly marked at the corner of Clear Lake and Salnave Rd. The Recreation Area is then just a short distance down Clear Lake Road on the left. Drive past the open sliding access gate down to the parking lot and boat ramp. Please launch boats expeditiously and clear the ramp area. Pontoon boats/float tubes can be unloaded to the left of the ramp.

Parking: A Discover Pass or Vehicle Access Pass is NOT required.

Sign-In: Please sign in so we know who has attended this event

Special Note: This is a great opportunity to get out and fish a local lake and enjoy the camaraderie of club members. You can fish for a couple of hours prior to the club picnic. There is a boat launch if you have a boat or you can launch your pontoon boat/float tube right at the beach area at the main office pavilion. The WDFW Spokane Kids Fishing Day will be held here the week prior so the likelihood of lots of fish in this area will be great. It has in the past! This outing is conducted in conjunction with the Annual Awards Picnic which begins at 11AM.

- **Flies:** Some popular flies for this lake are the: Any Stillwater pattern will work here. Try some of our favorites:
- Rickards Stillwater Nymph.
- Beadhead Woolly Buzzer Olive, Sz 14 -10 Olive/Black/Brown/Wine, Sz 12 - 8.
- Carey Special (traditional)
- Six Pack (traditional) Sz 12 - 8 Sz 12 - 8.
- Olive Willy's (traditional) Sz 12- 8

ADVANCED SIGN UP REQUIRED: Sign up is online. Go to <https://spokaneflyfishers.com>. Log in. Go to "Events". Go down the page to your Outing and click the image. Go down to sign up form and sign up. You are done.

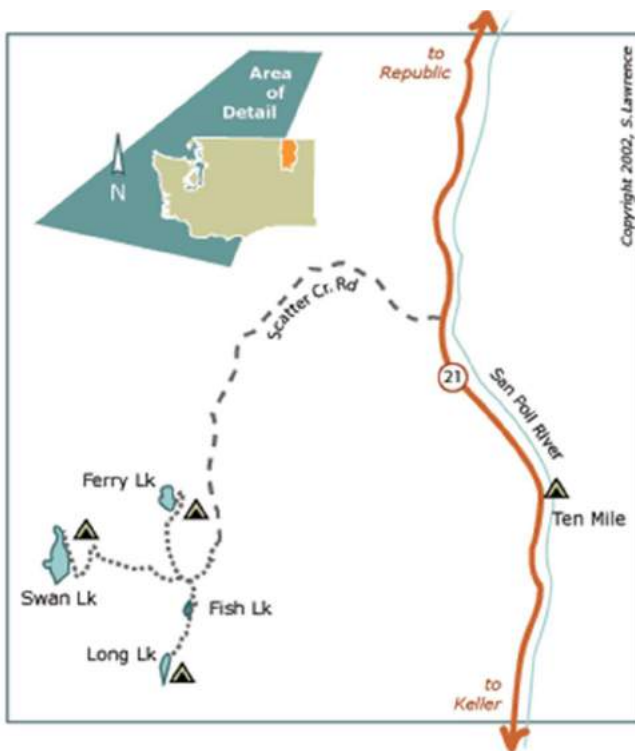
Long Lake Ferry County Outing, near Republic



NOTE the NEW DATE

Date: June 10-12, 2022

Host: Larry Ray



Directions: Access: 7.5 miles south of Republic on Hwy. 21; turn west on paved Road 53/Scatter Creek Road and continue on until you see the Fish Lake/Long Lake sign. Turn left onto unpaved Road 400 for ½ mile. Signs mark the trail head. Trail ends at Road 400. Fishing opportunities exist along the trail. Note: DO NOT stop at the first lake on road 400 - it is Fish Lake and it is fishless! Continue on for several hundred more yards until you see the Long Lake campground entrance on your right.

Boating and Fishing Information: Long Lake has a boat launch. Fly fishing only. No motorized boats are permitted. This is a small, deep lake that is ideal for novice fly fishers. The lake has a healthy population of Westslope cutthroat. The fishing locations are varied, with weeded shallows, small flats with gravel/mud bottoms, and sheer drop-offs along scree slides. Evenings after warmer days can result in wonderful hatches, with fish taking dries merely inches out from the scree shorelines, as

well as over the flats. During the midday hours, trolling small streamers behind a sink-tip or full-sinking line can be productive. While fishing here I have been visited by loons (which pop up at boatside (making a mockery of the “keep your distance...” sign on shore), beaver, mink, bald eagles, and ospreys. I’ve also seen bighorn sheep on the mountain sides bordering the lake. Novices can practice unhindered fly casting on a gravel beach, catching fish while they learn! A wonderful fishing site, made all the better by the forgiving Westslope cutts. A mid-day meal will be provided Sunday, June 5, to celebrate our success and fortify folks for the ride home.

Campgrounds & Lodging: Maintained by the US Forest Service, Long Lake's campgrounds provide hand water pumps, bear-proof trash containers, fire grills, picnic tables, and well-maintained handicap accessible toilets. There are 12 tent and trailer sites available. For non-campers, motel accommodations are available nearby in Republic and Curlew, Washington.

Sign In: Please check in with the host, Larry Ray, and make sure you have signed the club's waiver form.

Flies: This is a good lake for the old standards! Dries: Elk Hair Caddis, Humpies, Adams, Light Cahills or similar, in sizes 10 – 16. Wets: Hare's Ears, Pheasant Tails, damsel nymphs, Olive Willies, and scud patterns, sizes 10 -14, near the weedy areas. Streamers: small leeches and woolly buggers in black, olive, and brown. I tie a woolly with a peacock hurl body, furnace/brown hackle, and a hot-orange marabou tail that is a real taker. Also, a scud with a fluorescent-pink chenille body and a hurl shellback, has been another taker when there is no apparent activity on the water.

Lake Updates: Republic Sports Shop, 8 Creamery Rd. (behind hardware store) 509-775-3040 (Gary) has fly fishing gear and info on local lakes. Sales & Service LLC, 16278 N. Hwy 21, 775-3040 (Gordy) sells some fishing, as well as outdoor gear.

ADVANCED SIGN UP REQUIRED: Sign up is online. Go to <https://spokaneflyfishers.com>. Log in. Go to "Events". Go down the page to Long Lake Outing and click the image. Go down to sign up form and sign up. You are done. Or, call Larry Ray at 425-299-1488 and provide him with your phone number and email address and he will sign you up.

NOTE: If you already signed up for this event, your names have been moved to the new date. If you no longer can attend at the new date, please notify the host at the number listed above..

SFF Fishing and Streamside Education Outing

NORTH FORK OF THE COEUR d' ALENE RIVER



HOSTS: Gale Allen & Ken Babin
June 24, 25 and 26, 2022
By Gale Allen

Some of you may recall that about three years ago Ken and I hosted an event at our mutual places on the North Fork of the Coeur d'Alene River. It included a Saturday Pot Luck meal with meat provided and guests providing sides, a band, and education seminars. Well, as a result of requests by numerous members, Ken and I are moving forward with another event with a similar foundation.

We wanted to provide members and especially our new fly school participants with an early heads-up even though some of the details are not resolved at this time. What we do know is that it will be held on the days mentioned above. It is a camping outing where you bring your own tent, popup, trailer, fifth wheel or motorhome. Neither Ken nor I have improved facilities for camping, however, there should be plenty of space for all.

As an additional incentive for those attendees who are recent Fly School beginner graduates and/or those who have never fished North Idaho Rivers, you will be able to fish the river without having to purchase an Idaho fishing license for your time on the river during the outing. You will fish under the umbrella of an "Educational Fishing Permit" issued by the State of Idaho. Claude will have copies of the permit for you to have in your possession. You can fish as long as 1) our initial instruction is performed by a licensed lead instructor and/or 2) you are fishing with a mentor who is licensed in the State of Idaho.


The primary group functions are scheduled for Saturday, beginning with the education program during the day, followed later during late afternoon or early evening with our meal soon followed by the music. The Saturday meal is a group potluck with the exception of a variety of meat cooked in a pit or in a BBQ.

One may choose to participate in the education programs, fishing on their own or with others, hiking, taking advantage of our surroundings on the river via sightseeing and photography, or simply laying back and reading a book.

There is a cost for the program of **\$25 per person paid by May 31 during the registration** to cover the cost of the meat for Saturday and the port-a-potties. You'd be surprised how much port-a-potties cost to rent and we do not want to run short of port-a-potties! Any remaining funds will go back to the Club to cover the other costs associated with the weekend.

Please note that Registration and Payment are being handled on the Club Website in the Events section. All registrations must be complete by May 31, latest, no exceptions. Contact Claude Kistler if you have questions regarding this outing.

St. Joe River Outing



Dates: July 22-24, 2022

Host: Alicia & Ken Moore

Directions #1: There are two main ways to reach St. Joe & Fly Flat Campground. Easiest & longest is via St. Maries, ID. Take Dishman-Mica Road south to the intersection of WA-27. Turn right takes you to the sign to "Rockford" where you take a left (Emma St) into Rockford. Go a short distance; take a right onto to WA-278 S. which takes you into Idaho, & the road now becomes ID-58E. You will later merge onto US-95 S to Plummer, ID. Entering Plummer you will see "St. Maries/I-5E" sign, turn left onto Cedar St & remain on I-5E.

You enter St. Maries on I-5E [It is highly recommend you fill up your car with gas in St. Maries.] which becomes Main St. Turn right on 4th, go one block turn left onto College St. & look for the sign to "Harrison," & turn left onto 3rd St which becomes ID-3. Cross over the St. Joe River, go until you see the sign to "Avery," turn right & stay on St. Joe River Road to Avery. Allow time to stop at "The Idaho Fly Fishing Company" in Avery for a sandwich or ice cream and pick up a few flies. Licenses are available across the road at Sheffey's Store as is soda, beer, ice and pricey gas! The Fly Flat Campground is about 30 miles from Avery on St. Joe River Rd. Turn right across the bridge on Red Ives Rd. 218 and go 3.4 miles to campground.

Directions #2: Take I-90 to St. Regis, MT, & head over the mountain. Get gas & a fishing license at Cantrell's Fly Shop, just north of town. Exit freeway & take a left to the four-way. Left again & go about a mile to Little Joe RD. Left again for 28 miles, left just past mile marker #77. The 14 mile Montana side is gravel that can get a bit rough and dusty.

Campsite: Fly Flat CG has 14 sites suitable for tents & small-medium trailers. Some have CAREFULLY maneuvered larger RV's & 5th wheelers. Two well maintained outhouses & a pump with sometimes cloudy, but potable water. Please be prepared to share camp sites as we can get cozy with all the folks on this outing. Look for the club banner.

Mosquitoes are always a possibility, be prepared with repellents if they bother you.

There is a chance that we won't be able to find room at Fly Flat as there are no reservations available. In this case we'll be spreading out to one of the nearby campsites in the neighborhood.

(Continued on next page)

Sign-In: Please make sure you sign the club's waiver form when you arrive.

Flies: The "Joe" is a fine cutthroat fishery with fish ranging from 8-18 inches. Primarily a dry fly fishery, nymphs can also be very successful. Size can be an important factor with insects smaller in size at this time of year.

Many patterns will work on the St. Joe. Presentation is often more important than the specific fly chosen. Drag free drift will provide the greatest number of opportunities.

Flies in the size range of: 14's, 16's, 18's are good choices unless otherwise noted.

Choices: Elk Hair Caddis in tan; Adams; Parachute Adams; Purple Haze Parachutes; Yellow Sallies; Comparadun's Tan, Olive; Stimulators 10, 12, 14; yellow, orange; Humpies in tan, red, orange; Turk's Tarantula's 10,12,14 tan, olive, grey with a small nymph dropper; Swing soft hackles during evening, there are many choices. Don't overlook Hoppers, yellow, tan, Joe's Hoppers, Ants in black, Bees, size 12,14, Rusty Spinners, Beetles, Foam flies; Chubby Chernobyl's, Royal Trudes, Royal Wulffs and more.

Lake/River Report Updates: Silverbow (924-9998) website has weekly updates on the Joe, along with recommended flies.

Special Note: This is a great chance for the novice fisher, as cuts are always hungry & we will have plenty of "experts" available. It is a relatively easy river for wading & it should be warm enough, but always bring a variety of clothing. The river is cool in the early morning and waders are often worn. However during the day "wet" wading is very popular as it can be hot out.

Meals: To be announced. Host will update.

ADVANCED SIGN UP REQUIRED: Sign up is online. Go to <https://spokaneflyfishers.com>. Log in. Go to "Events". Go down the page to St Joe Outing and click the image. Go down to sign up form and sign up. You are done.

Clark Fork River Outing



Host: Alicia & Ken Moore

Date: August 5-7, 2022

Alicia and I look forward to hosting the Clark Fork River Outing August 14-16 at the Sloway Campground Exit 37 on Highway I-90 in the beautiful state of Montana.

Directions: All day trips for this outing will be run out of the Sloway Campground (Exit 37) which is between St. Regis and Superior MT and will take you approximately 2 hours and 10 minutes to drive east from Spokane (approximately 130 miles). The campground accommodates everything from trailers, motorhomes, and tents. The Cost is \$10.00 per

night with an additional charge of \$5.00 for each additional vehicle per night. The campground is staffed with a camp host and has water and vault toilets. As you exit I-90 (Exit 37) you will turn left onto Old Highway 10 and you will travel 2.5 miles to the campground (you will cross the Clark Fork River).

For additional information: <https://www.fs.usda.gov/recarea/lolo/recreation/recarea/?recid=10332&actid=31>.

(Note: this website calls the campground Slewey while the signs that get you there call it Sloway Campground.)

Sign-In: Everyone is required to sign-in, provide their cell phone number and emergency contact information, and sign the club's insurance waiver form.

What to bring: Pontoon Boat, Raft or Drift Boat, PFD, and a whistle required for all fishermen (MT state law for all boats). Fly rods #4-#6 Wt. rods with a floating line. Bring your own food to match your diet. St. Regis and Superior have a small grocery store if you find that you forgot something. Dress in layers and be prepared for wind, rain, and exhaustive sun and heat. We will have a group meal on Friday and Saturday evenings (time TBD).

Flies: A comprehensive list will be forwarded before we depart from Ken. Plan on terrestrials, nymphs, and even dry fly fishing. Hoppers, beetles and flying ant patterns (Size your choice) Pheasant tails (Size 14-20), Beaded and non-beaded flashbacks (size 16-20) Pats Rubber legs (size 12-16) Copper Johns (size 16-18 Colors red, green or olive) Zebra Midges (Size 16-20 colors Black and red) San Juan or squirmy worms (Size 12-16 Color pink, brown/tan or red)

Streamers: if you can sling them bring them (note: a 6 or 7 weight intermediate sinking fly line works very well and can be deadly on some stretches of this river).

Dry flies: Ken will advise you on choices as we approach the launch date but for now PMD's, BWO's, Caddis and Griffiths Gnats (size 16-22)

River Report Updates: "Orvis Fishing report" (Orvis.com) The Orvis website has a tag called river reports, Pick MT from the dropdown menu, select Clark Fork River. This will provide fly patterns, images, sizes, and colors. Grizzly Hackle Fly Shop (gizzlyhackle.com) in Missoula also provides a weekly river update.

ADVANCED SIGN UP REQUIRED: Sign up is online. Go to <https://spokaneflyfishers.com>. Log in. Go to "Events". Go down the page to Clark Fork Outing and click the image. Go down to sign up form and sign up. You are done.

Kootenai River (Float & Wade Fishing)

Date: September 9-11, 2022 **Host:** Dan Wight

Host: No host results in the event being cancelled. If you signed up you will be contacted.



For those that have not been on an outing to the Kootenai River in Montana the options are many and all are good. At this time of the year I like to run the upper section which is just below the Libby Dam.

Directions: For those of you that haven't driven through Sandpoint for a while, they finished the road construction in Sandpoint so that you don't have to drive through south out of Coeur d'Alene. Stay to the main highway and it will lead you up over the railroad after you cross the long bridge as you come into town. There are two routes to Libby.

Route #1: Drive through Sandpoint on the main highway and north to Bonners Ferry, crossing the river there continuing north until you reach the junction, turning right on highway #2 and

traveling east through the valley to Troy and on then to Libby.

Route #2: This route takes you from the new interchange north of Sandpoint on highway 200 around the north shore of Pend Oreille Lake with some spectacular scenery through the town of Clark Fork, Idaho. You will drive past the Cabinet Gorge Dam continuing upriver to the Bull Lake Road which turns left or North and intersects with highway #2 just east of Troy Montana. Here, you turn right or east and continue on your way past Kootenai Falls to Libby. On California Ave. which is the highway #37 intersection, turn left or North through downtown and follow the river north toward the Dam. We will do our own shuttles.

Campgrounds: There are two campgrounds below the Libby Dam both free and have paved boat launches. The campgrounds are well cared for and have nice toilets and are level and on the riverbank. I will be staying at the lower of the two campgrounds which is the Blackwell Flats unit which is accessed by way of National Forestry road #228 which is on your left a few miles upriver from the forest service headquarters center just before you cross the Fisher River Bridge. This road runs up the west side of the lake behind the dam. If you cross the bridge you have missed the turn off to the campground and if you look across the river to your left you can see it. The second campground is a mile or so up the road and on your left, on the east side of the river.

For those that do not camp out (I'm sorry about that.) there are motels available in Libby which is about 20 miles from the Dam.

Note: The last stop for groceries is Libby. BRING DRINKING WATER as the campgrounds don't have wells, but are great otherwise. The free camping will pay for your out of state license which is inexpensive. Fishing licenses can be acquired on line or in Troy or Libby. There is a tackle and fly shop a short distance north of Libby on your left.

Spokane Fly Fishers LLC www.spokaneflyfishers.com October, 2019

(Continued on next page)

Note: For questions call me, Dan Wight at 509 447-2881 or wightshop@yahoo.com I always go over one or two days before the outing starts to get the site I like for the base camp.

Food: We will have a potluck dinner on Saturday night.

Float Trip: You will need a drift boat or a pontoon boat. Float tubes will not work here. There are several places to wade or fish from the bank. Bring your life jackets.

Flies: Elk Hair Caddis, Prince Nymphs, Black Chernobyl Ants, Pale Morning Dun, Stimulators, Pheasant Tail Nymph, Parachute Adams, Emergers, Rusty spinners, all forms of caddis, Bead Head Pheasant Tail, Stoneflies and Prince, San Juan worms, Woolly buggers, Ants, Hoppers and Tarantulas.

It has been recommended that you use Royal Ruffs, PMDs and Hoppers, as these usually work well on this river. Also recommended is a bead head rubber leg Stone nymphs they make a great lead fly with a lightning bug or smaller nymph behind it below an indicator.

ADVANCED SIGN UP REQUIRED: Sign up is online. Go to <https://spokaneflyfishers.com>. Log in. Go to "Events". Go down the page to Kootenai River Outing and click the image. Go down to sign up form and sign up. You are done.

Larry Ray's Book of the Month

Useful Planning Tools. As we emerge from another claustrophobic winter, some of us are probably planning (or *pondering* planning) some fishing trips. Below is a listing of guides, found in the SFF Library, that might aid in such planning. If you see any that might be helpful, call me at 425-299-1488 and I will try to arrange a meeting at the library.

ALASKA

Fishing Alaska's Kenai Peninsula, Atcheson, Dave. Countryman Press. Some great black and white photos accompany the guide's descriptions of fishing this area of Alaska. Gets you away from the Kenai and Russian and helps you find lesser-known fisheries on the peninsula.

Fly Fishing ALASKA, Route, J. Anthony. This, in my opinion, is the best guide we have on fishing The Last Frontier. Most of the better fly-fishing streams in the state are covered, including such as the Kenai, Russian, and Susitna Rivers in South Central Alaska, as well as the Situk and others in the Southeast. He even ventures to the base of the Aleutians.

Route also wrote ***River Journal: The Kenai River***, which does justice to this brawling drainage by giving it its own volume. If you want to fish this big-fish mecca, especially in its upper reaches, you need to peruse this one.

CANADA

(Continued on next page)

The Comprehensive Guide to Fishing Canada, Winkleman, Babe, 1983. We don't have a lot on fishing Canada but this guide, while obviously dated, still provides a good general overview of a huge area. Concise, yet packed with information.

IDAHO

A Fly fisher's guide to Idaho, Barker, Rocky & Retallic, Ken, 2002. Wilderness Adventures Press. A very comprehensive guide to fishing the state, and still current enough to be helpful. 460 pages of information!

Steelhead Fly Fishing the Nez Perce Country, Landeen, Dan, 2006. Frank Amato Publications. A fine guide, centered on the Snake River, that also discusses the history of the area as well. Lots of profiles of well-known anglers of the area.

MONTANA

Fly Fishing the Blackfeet Country, Fairchild, Robert, Mountain Front Publishing, 1993. Yeah, it is also rather old, but much of what this one provides about the Blackfoot Reservation's lakes is still factual and relevant today. Beautiful country, much of it typical northern plains lakes, with HUGE trout, if you can stand the wind. A note of caution – be sure to obtain the proper tribal licenses. The Blackfeet Tribe's game wardens will check to see that payment of all the additional fees (oars, etc. if you use them) are shown on your license. Check Appendix A for a comprehensive list of licensing outlets in the area.

Fly Fishing the Madison, Lafontaine, Gary & Mathews, Craig, 2001, Lyons Press. The authors' names say enough... Concise, organized by methods and seasons, with a few of the authors' recipes at the end.

Fly Fishing Montana's Missouri River, Badovinac, Trapper, 2003. Farcountry Press. Good, comprehensive guide to the area with lots of photos, but few of trout! Good reference for guides, eateries, and lodging in the area as well.

FLY FISHING THE YELLOWSTONE, Staples, Bruce, 2017. This recent edition is tailored to the angler who wants to get into the Yellowstone's backwaters, off the beaten path. Wonderful photography of the waters described, with almost intimate descriptions in the directions provided. If you REALLY want to get away...

REEL DEEP in Montana's Rivers, Holt, John, 1993, Pruett Publishing Co. You might want to read this one for its entertainment value, rather than as a guide, given its vintage. The author has an entertaining, somewhat edgy, even argumentative style, that makes the book hard to put down. More of a fishing book than a guide, there are yet fine discussions of fishing some of Montana's best, if lesser-known fisheries, (including my favorite, the Swan). He is not shy about expressing opinions, especially when discussing the conservation issues and threats to his favorite watersheds from thirty years ago. Reading this book helps one recall those days and their environmental apprehensions and battles. The author provides some history of the area and related opinion as well. Probably deserving of a review in the Barbless...

25 BEST off-the-Beaten-Path MONTANA FLY FISHING STREAMS, Semenik, Molly, 2015, Stonefly Press. If you were fortunate enough to view Molly's presentation at the October 2016 SFF club meeting, maybe you picked up a copy of this one for yourself. If not, the library has one. This is the definitive guide for anyone searching for small stream fishing in Montana. This book was reviewed in the Barbless Flyer's December 2016 edition, so I won't dwell on it here. A true scholarly work, this one has wonderful maps, even more wonderful photographs, and enough information to enable one to plan a complete itinerary.

(Continued on next page)

The restaurant and lodging recommendations are alone worth the read. (Check the pictures of Livingston and Dan Bailey's Fly Shop...)

OREGON

FISHING CENTRAL OREGON, Gary Lewis Outdoors, 2016. This sixth edition is very current, well endowed with maps guidebook instructions. Note that this guide is meant to appeal to all anglers, not just us fly-anglers. That said, this is a great, comprehensive guide to fishing central Oregon.

WASHINGTON

WASHINGTON'S BEST FLY FISHING WATERS, Shewey, John, (published by Wilderness Adventures Press, Inc.) John Shewey is the current editor of *American Fly Fishing* magazine and has written extensively about fishing in the west. If you are familiar with his work, you will not be disappointed with this one. Anyone planning a trip to Washington's major fishing rivers and streams **MUST** read this book and take copious notes (or buy a copy for one's self!). Simply written, with comprehensive maps, this guide is a must for a serious planner, especially if the desire is to fish west-side steelhead waters. However, there are also sections on the Columbia, Grande Ronde, Kettle, Okanogan, Snake, Spokane, and Yakima Rivers, as well as...Rocky Ford Creek! There are 159 detailed and colorful maps, with many helpful tips regarding access and methods, for 38 streams in the state. Hone your map reading skills!

WASHINGTON'S BEST LAKE FLY FISHING, Caproni, Nathan. First published in 1995, this is still the best work out there to my knowledge, regarding fishing the state's still waters with a fly. It is unpretentious and simply written in accordance with a simple formula. Basic data (mean depth, etc.) are provided for each lake, with descriptions of bottom and surface structure. While maybe dated in some areas (recent reports from Lenice and Nunnally lakes, for example, describe fishing which is not up to former standards, as with Lake Lenore), the data provided is still generally sound. Locations of historical interest appear throughout, in case the angler is in need of diversion.

Washington Fishing, Rudnick, Terry. Foghorn Outdoors. Published in April 200, this is a bit newer than the volume described immediately above. It is also more comprehensive, as it is intended for all types of angling. There are few bodies of water in the state that escape Rudnick's notice...

GENERAL

America's 100 Best Trout Streams, Ross, John, 1999, Globe Press. Trout Unlimited's opinion as to the 100 best trout streams in the country. Lots of maps and a few photos. This work, while obviously dated, can still provide a solid general overview. Remember that TU does not limit itself to fly-fishers' interests.

The Club Needs You to Volunteer!



We'd like to let you know that we are in need of someone to take over the **Chairmanship of the Membership Committee**. The chairman and his or her committee members are responsible for tracking our membership, like above, which involves collecting information from our web site. Quite easy, not requiring a lot of technical knowledge.

The committee is also responsible for creating creative methods and programs for encouraging new members to join, and for acquiring and selling club labeled clothing, logo patches, and other activities designed to promote our club at our meetings, and make sure the public knows about us by working with the other groups in the club responsible for publicizing club activities, etc.

The committee Chairman, or a committee member is expected to attend our monthly in-house meetings (when we start having them, that is) and manning a Membership Table to answer questions from members prior to the meeting.

If you are interested, contact Chet Allison to let him know of your interest. You can contact him at President@spokaneflyfishers.com.

Beginner Fly of the Month

Gold Ribbed Hare's Ear Soft Hackle Wet, Jerome Coviello FFI
<https://www.flyfishersinternational.org/>



Hook: Mustad 3906
Thread: Brown 6/0 or 8/0
Tail: Wood Duck Flank Feathers
Rib: Oval Gold Tinsel
Body: Gold Ribbed Hare's Ear Mask Dubbing Fur
Hackle: Brown Partridge Body Feathers

VIDEO: [Watch this video for more info](#)

1. Tie in thread one hook eye length back from the eye. Wrap thread to the bend of the hook. Wrap thread forward so it hangs between the barb and point of the hook.
2. Tie in the Wood Duck Tail which should be the length of the hook shank.
3. Tie in some Oval tinsel, hold the tinsel on your side of the hook or slightly under the shank. Wrap the thread to the bend over the tinsel securing the tinsel. If you have excess tail material showing, trim it off now.
4. Get your body dubbing spinning a small portion on the thread, keep the dubbing thin. Spin the dubbing in one direction not back and forth. This noodle should be about 1.5 inches long at the most. Wrap the body to the tie in point of your tying thread still leaving an eye length of open hook shank in front of the dubbed body. If your dubbing has filled in this space unwrap one or two turns of dubbing.

(Continued on next page)

5. Grip the Oval tinsel and wrap it forward in even spacing spiral wraps, you may get only 3 or 4 wraps but that is good. If your tinsel was tied in on the near side of the hook or slightly under, counter wrap the tinsel. Secure the tinsel with 2 or 3 wraps of thread. Some people will add a very small dab of head cement at this point.

6. Tie in a Partridge feather by the tips. Preen the hackles back toward the fat part of the stem leaving a little triangle of fibers at the small end of the feather. Place the feather tips fibers under the hook shank that you have left open. Make 2 or 3 wraps of thread. Trim off the excess hackle tip fibers. Take your hackle pliers gripping the stem, hold the hackle straight in the air, preen the hackle fibers back toward the tail pinching them so they stay back as you wrap. You want the dark color of the stem showing out not against the fly body. As you wrap gently continue to preen the fibers back so none of them go forward.

7. Tie off the hackle feather, trim the excess stem, and make a few more wraps. As you make these final wraps take your index finger, middle finger and thumb make a triangle over the hook eye. Pull you fingers back over the hackle opening the thread tie off area. Take a few more wraps and whip finish the fly.



[How To Find and Email Fellow Club Members on the Club Website](#)

Most of you may remember when the Club had a paper directory of members that could be used to find and communicate with other members in the club. That came to an end a while back due to increasing costs, and the plan to bring on the new website that would include a directory. Also, with a paper directory it only listed a “flash picture” of names, addresses and emails on the day the directory went to the printshop. No new members or address changes were seen. Now that our website is up and working, we have a directory that is inclusive of all members as of the day you search. It is always up to date.

The web directory is, however, a new experience for many, and knowing how to navigate it and use it is important to get the best experience. We thought we would help with one area that has come up in questions from the members. The question is, “Why are there no email addresses, and how do I contact a member without the email address?”

First, the reason there are no email addresses shown, except for your own. The Congress passed a new privacy law a couple of years ago called the CAN-SPAM Act. That law makes it illegal for any business or public entity to establish a list of email addresses on their websites. SFF is considered a business, though a non-profit one. This is to assure that such a list cannot be stolen and used to harass the folks on the list. However, your email address is in our database under very tight security and is only available to Administrators on an as needed basis. The system also uses it to verify your identity when you log in.

So, how do you send an email to a member when you can't see his email address? Well, it's quite easy. Here is the process, step-by-step.,

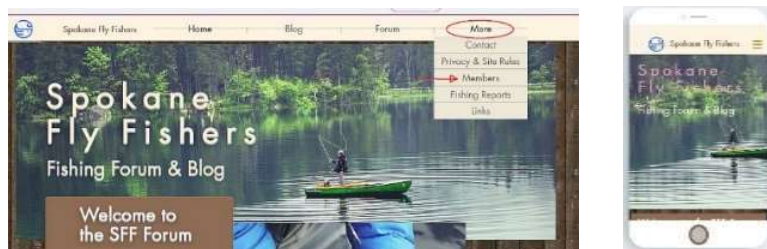
1. Log into the website with your password at: <http://spokaneflyfishers.com>
2. After you log in, go up to the top of the page and click on the RESOURCES heading and then select MEMBER DIRECTORY. [SEP]Note: If you are using a smartphone you click on the 3-Bar icon and select Resources, then Member Directory.
3. Enter either the first or last name of the person you want to contact into the SEARCH box and hit your Enter Key. Do the same on a smartphone, but just click on the Search button.
4. On a desktop or laptop, you will see a box with the person's name (and maybe others also). Click on the box for the correct person and you will see the person's profile. Smartphone users will have already seen the profile.

(Continued on next page)

5. Near the bottom, click on the blue “Send a Message” and you will get sent to an email form.
6. At the top of the form, you should fill in the subject of the email.
7. In the main box on the form, you can type in your message to the person. At the top of this box there are controls for Adding Bold, Italic, or underline, or adjusting the position of the type on the page, if you need them.
8. When done, click on the “Preview & Send” button and you will see what the final email will look like.
9. If you like what you see, just click on the SEND button, or if you want to do some editing, click on the EDIT button.

Your message has now been sent, and as you can see, you never had to see the email address. It was privately addressed for you by the system.

Hope this helps. Contact us at Spokaneflyfishersclub@gmail.com if you have questions.



[New Members Note: Get Going on the SFF Blog/Forum!](#)

Since we have a number of new members in the club now, probably a good idea to remind them, and the rest of you, that we have put together the **SFF Blog/Forum** website for sharing information related to fly fishing, and the sport in general. We offer a place to just share stories, ask questions of other members, sell or buy your used fly-fishing equipment, pontoons, etc., and share and view some great fly tying recipes. All of that is on our **FORUM**.

Our **BLOG**, at the same website, presents articles either submitted by members for sharing, articles of common interest to educate or just send out there for discussion.

We now have a total of **110 members** who have registered to use the Blog/Forum **FOR FREE**, if you are a member. We still need to recruit many more of our **220 club members**. **Encourage others to join!** If you haven't signed up, now is the time. If you haven't posted, don't be left out while the others have all the fun. Remember its free for all members. There were 14 new entries during the last month, so check them out.

(Continued on next page)

Spokane Fly Fishers LLC www.spokaneflyfishers.com May, 2022

Lastly, warmer months are coming, and fishing again, so contact other members on the forum and talk with them, and plan outings, and learn some things by getting on the forum and contributing. **No mask required, you don't have to be vaxxed, and its FREE.** No excuses left. The club is opening up again, so let's see you on the Forum folks!

Comments on the Forum or Blog are encouraged. If you have a story or article that you would like to post on the Blog section, send that to the Admin. Anything but Politics. If you have questions, or need assistance send your questions to the same email. Believe me, you won't be the first.

Sign up or Log in to the SFF Blog Forum at:

<https://spokaneflyfishersclub.wixsite.com/forum>

If you are online reading this, click on the link above. You can access the site on your smart phone, your laptop, your tablet or iPad, or your desktop computer. If you are not yet a Blog/Forum member, be sure and click on the **"sign up"** icon at the top of the form, **not the "log in" icon bottom.** Remember to save your password because you are the only person who will know what it is. If you forget your password, click on **"Forgot Password"**.

Doug Keene, Blog/Forum Admin

Email: spokaneflyfishersclub@gmail.com.



The New SFF Web Pages and YOU! SEP

(This is a reprint for all new members SEP and those who missed the 1st printing)

As most of you have undoubtedly learned by now, the club has migrated to a brand-new web site, specifically on May 13. You all got notices, and hopefully you logged in and checked it out to see what was up. We hope you liked what you saw. But you might have asked, “what does this have to do with me?”

Well, it has a lot to do with every member of the club going forward. The website is a lot more than a pretty way to present out club to the public, but it also will act as the central place where your membership records will exist, a place where you can see the schedule of upcoming meetings, outings, special events, and classes, that is, when we can again have such things again. It is the engine that helps the club communicate with the members with its mass email processor. It is also the place where you will pay for various events, classes, or membership renewals. We will only do in-person payments at our special events indoors, like the Fly Auction and Raffle. We actually would prefer that most people use this method of payment rather than mailing in payments. And there is a lot more that you may find as you look around on the website.



If you didn't log in yet, please do it immediately, as it is important that you verify the information on this site that we have recorded for your name, address, email, phone numbers, etc. Logging in also assures that you have a personal password for getting into the members only part of the site going forward. If you haven't logged in please do it now. The website will provide you a password. DO NOT try to

use your own password until you have at least logged in once.

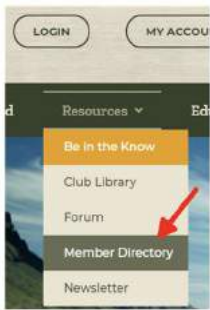


Once you are inside, while on your account page, you can change the password, if you want, to anything you prefer by clicking the password “change” button. You can also keep using the password the site gives you, with a full assurance that you are the only person who knows what it is, so it is very secure

and safe. Just write it down somewhere because we can't help you to remember it. We don't know it. If you lose it you can request a new one when you log in.

We use this member information that you provide for our mailing list for the Barbless Flyer newsletter and club notices, and for keeping our Member Directory up to date. It is also used to help evaluate our membership, count our members, and manage our billing for renewals and to assure that you get receipts for your payments. Needless to say, it is a critical part of your membership to have logged into the site at least once.

(Continued on next page)



This month we'd also like to focus a little on the new Member Directory that is on the site under the "Resources" menu. Truly a valuable resource for all members, as it replaces the bound paper club directory that we used to publish each year. That was a difficult task, and the cost was high, with printing and postage for 265 members at that time.

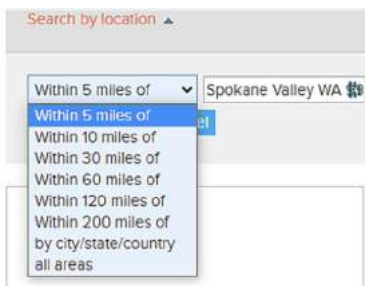
The directory that is now available to all members on the website has the same information and is now available on your computer, your laptop, your pad, or your cell phone for instant access anywhere you are. Also, every member can now change his or her information whenever they want. So, if you move, change a phone number, or even a name, you can do that any time and the directory will then be up to date. You change your information by clicking on the "My Account" button which takes you to the same screen that you see when you log in. Just change your information and click on the Save and Continue button.

Member Directory

You may search for first or last name here



To find someone in the Directory, you have several options. The member names are each in boxes that are organized by member first names, alphabetically. You will see that "Al" is the first one. We don't particularly like this arrangement, but it is the way the software works. There are other options that are much better. The Search box in the graphic to the left lets you put in the last name of the person you are looking for and it will come up, which we suspect will be the most common usage. You can also enter a first name, if you like. You can click on the "search by location" menu and it will drop down to show you a list of distances from your location.





Let's say that you would like to fish with someone who lives within 5 miles of your home. The example to the left shows such a search for a person living in Spokane Valley. The directory knows where you live, so it will put in the correct city. The search will then bring up all the folks who live within 5 miles of your house. As you can see in the menu, you can also search for people in a particular city.

So, you are now an expert on use of the Directory. More next month.

SFF Business Members

Please support these business'



Business Memberships are available for \$50/year or payment in kind, and include an Honorary Membership if not already a member.

Contact: SFF, PO Box 4141, Spokane, WA 99220.

SFF Information

OFFICERS

President:	Chet Allison
Vice President:	OPEN
Treasurer:	Jim Marshall
Secretary:	Val Urbat
Board Position 1:	Craig Johnston
Board Position 2:	Wayne Jordan
Board Position 3:	Rick Newman
Past President:	Paul Olsen
Sgt. At Arms:	David Marshall

COMMITTEE CHAIRMEN

Programs:	Chet Allison
Barbless Flyer Editor:	Rolf Marsh
Publications Comm.:	Doug Keene
Conservation:	Ken Moore
Outings:	Chet Allison (acting)
Education:	Claude Kistler
Membership:	Doug Keene (acting)
Fly Fishing School:	Claude Kistler, Paul Olsen
Librarian:	Larry Ray
PHW Contact:	George Foster
FFI Liaison:	Len Ziegler
Beg. Fly Tying:	Chet Allison
Int. Fly Tying:	Dan Ferguson
A/V Coordinator:	David Marshall

Time and Location of Monthly Meetings

Club meetings are held monthly, the second Wednesday of each month, at 1104 West Heroy St., in the basement of the St. Francis of Assisi Church in Spokane.

Meetings start at 7:00 PM, with a social hour starting at 6:00 PM for those interested.

For those still unsure of safety of an unmasked meeting, we will temporarily be offering simultaneous streaming of the meeting on the internet using the ZOOM app

This is a free application; instructions for each meeting will be sent out as an email each month, a few days prior to the meeting. The Zoom meeting can be watched on a desktop computer, a tablet, or a smart phone, either Android or Apple brand.

SFF Contact Info

Change of eMail Address: Log into our web page spokaneflyfishers.com and change the information on your profile form that is visible after you log in.

Club Mailing Address

SFF Club, PO box 4141, Spokane, WA 99220